

2025 State Arts Agency Grant Making Facts

Grants by Organizational Size

General Operating Support

State arts agencies (SAAs) play a vital role in providing financial support to sustain and enhance the operations of arts organizations. A significant portion of SAA budgets is dedicated to general operating support (GOS).

For more information, refer to NASAA's General Operating Support fact sheet <https://nasaa-arts.org/research/grant-making-3/>

About This Fact Sheet

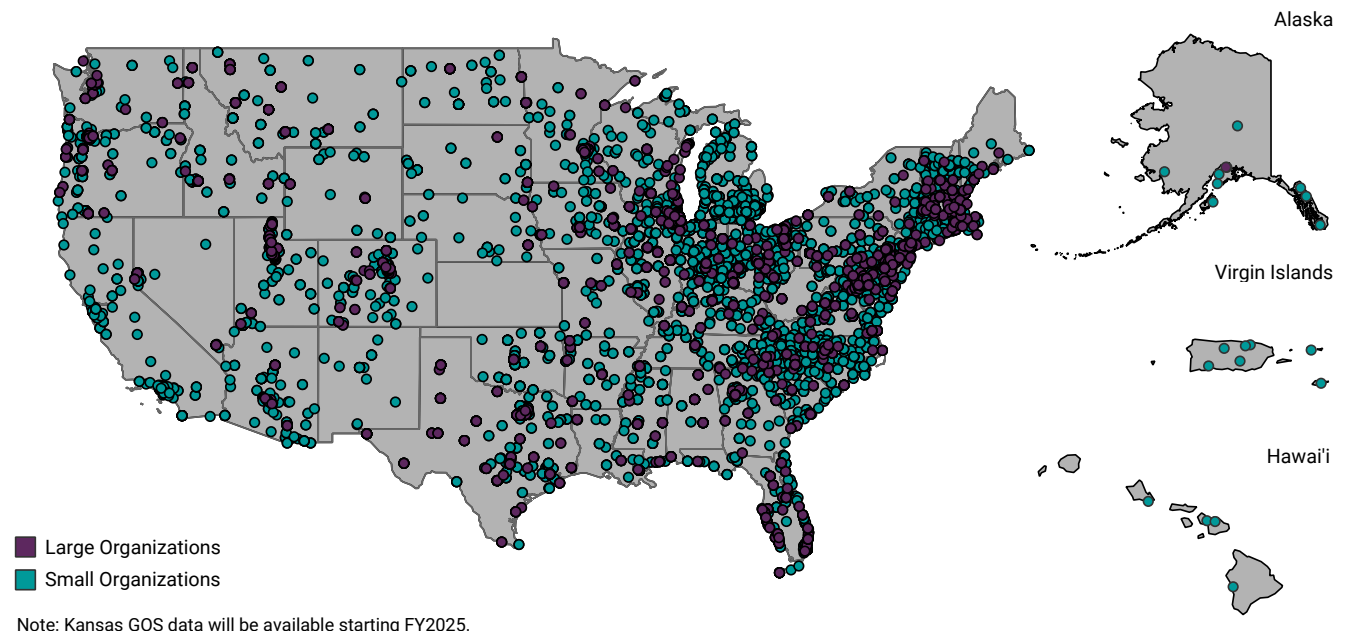
Large and small organizations play an important role in serving communities and providing access to arts in diverse ways. This fact sheet focuses on the distribution of GOS grants by budget size. Large organizations are defined as those with revenues of \$1 million or more, and small organizations with revenues less than this threshold. Data excludes records for which total organizational revenue figures are not available (such as project support awards and records without budget data).

State Arts Agency Grants for General Operating Support FY2023

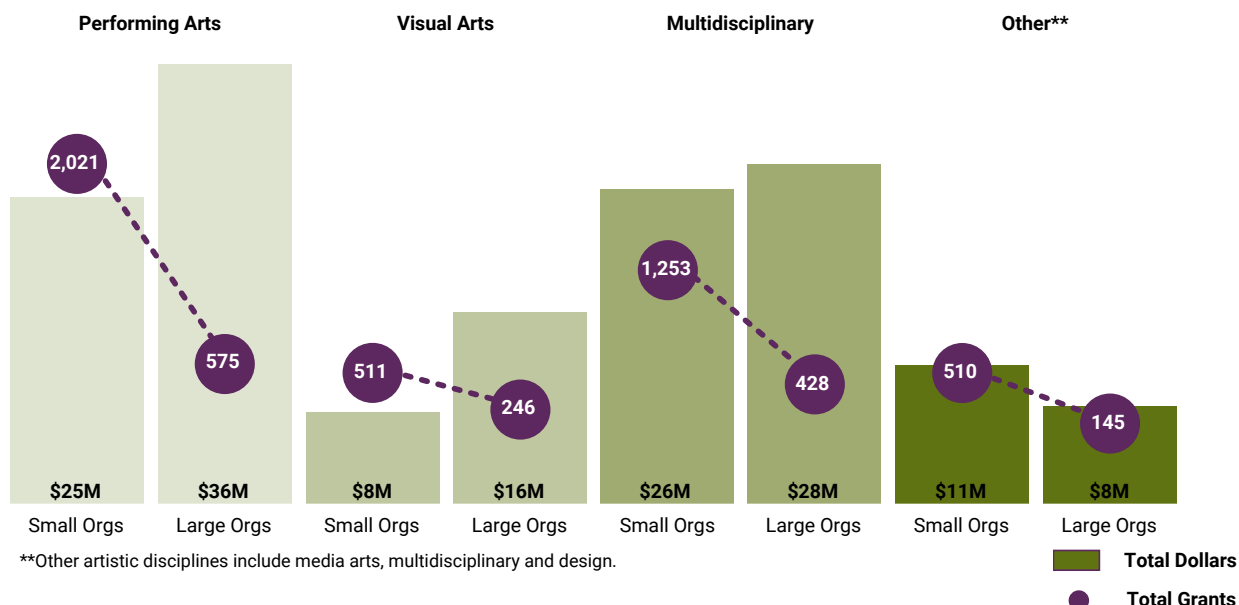
	Revenue below \$1M	\$1M and above
Total dollars awarded	\$69,322,067	\$86,883,992
Percentage of GOS grant dollars	44.4%	55.6%
Number of grants awarded	4,295	1,394
Share of all GOS grants	75%	25%
Median award size	\$9,500	\$20,989
Communities served*	3,082	1,007

*Communities served is based on unique census tracts receiving grants or where activities took place.

Grant Locations FY2023

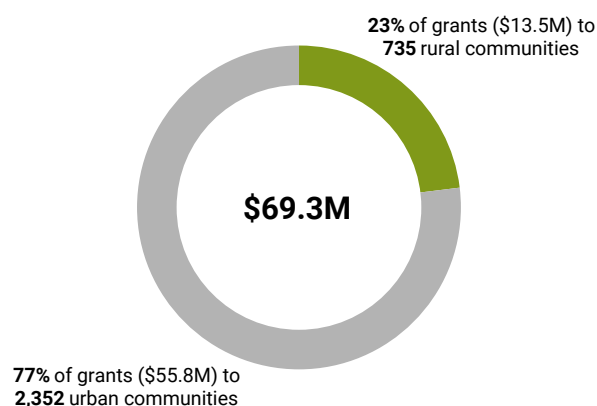


Grant Making by Artistic Discipline

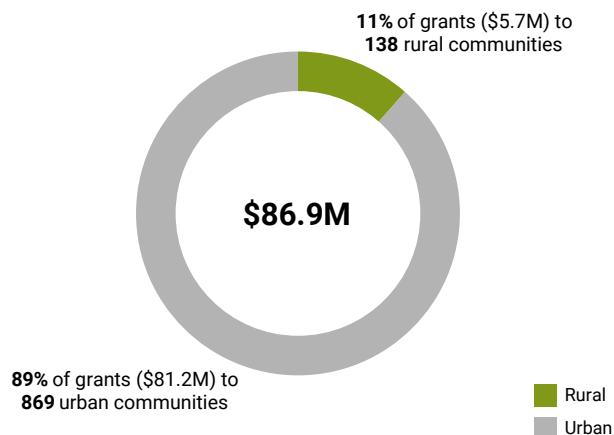


Rural and Urban Community Support

By Smaller Organizations



By Larger Organizations



Note: Data excludes records where the MSA type delineation (rural vs. urban) for the grantees is missing or ambiguous.

Notes

- SAAs deploy a wide variety of practices when providing operating support awards for smaller organizations.
- Data only accounts for awards directly granted by SAAs and do not encompass regranted awards designated for decentralized grant-making programs.
- This fact sheet reflects changes in GOS grantmaking strategies that occurred during the pandemic period. Several states conducted significant assessments of their GOS strategies and formulas while receiving a substantial share of COVID-19 pandemic aid funds, which may influence future data trends.

This report draws on data from state arts agencies' Final Descriptive Reports of grant-making activity submitted annually to the National Endowment for the Arts (NEA) and NASAA. NASAA's collection of grant-making statistics is supported in part through a cooperative agreement with the NEA. For more information on the work of state arts agencies, call 202-347-6352, email nasaa@nasaa-arts.org or visit <https://nasaa-arts.org/>.